

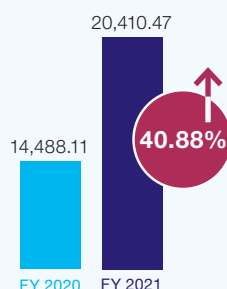
## II. Financial Performance

### Net Profit and Operating Profit

The Net profit increased by 40.88% to ₹20,410.47 crore in FY2021 from ₹14,488.11 crore in FY2020. The Operating Profit of your Bank for FY2021 increased by 5.02% to ₹71,554.15 crore from ₹68,132.61 crore in FY2020. (Including exceptional item of ₹1,539.73 crore in the FY2021 and ₹6,215.64 crore in FY 2020).

#### Net Profit

(₹ in Crores)



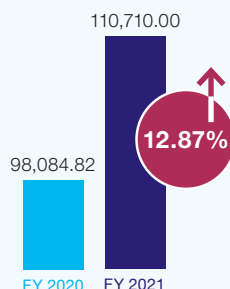
### Net Interest Income

Net interest income increased by 12.87% to ₹1,10,710.00 crore in FY2021 from ₹98,084.82 crore in FY2020. Total interest income increased from ₹2,57,323.59 crore in FY2020 to ₹2,65,150.63 crore in FY2021 registering a growth of 3.04 %.

Total interest expenses declined from ₹1,59,238.77 crore in FY2020 to ₹1,54,440.63 in FY2021. Interest expenses on deposits during FY2021 recorded a decline of 3.37%, compared to the previous year.

#### Net Interest Income

(₹ in Crores)



### Other Income

Other income (excluding exceptional item) increased by 7.57 % to ₹41,956.64 crore in FY2021 from ₹39,005.84 crore in FY2020

### Operating Expenses

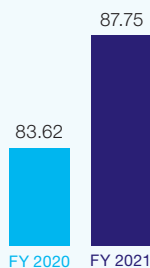
Operating expenses of the Bank increased by 9.95% to ₹82,652.22 crore in FY2021 from ₹75,173.69 crore in FY2020.

### Provisions and Contingencies

Total provision and contingency decreased by 4.66% from ₹53,644.50 crore in FY2020 to ₹51,143.68 crore in FY2021. Major provisions made in FY2021: Provision of ₹27,244.35 crore for non-performing assets (as against ₹42,775.96 crore in FY2020) and Investment depreciation of ₹3,014.50 crore (as against ₹538.55 crore in FY2020) was made during the year.

The Provisioning to Gross Non-Performing Assets ratio (including AUCA) of the Bank as on 31<sup>st</sup> March, 2021 is 87.75% (Previous Year 83.62 %).

#### Provision Coverage Ratio



### Assets and Liabilities

Total assets of your Bank have increased by 14.76% to ₹45,34,429.63 crore as at the end of March 2021 from ₹39,51,393.92 crore at the end of March 2020. During the period, the loan portfolio increased by 5.34% to ₹24,49,497.79 crore from ₹23,25,289.56 crore. Investments increased by 29.11 % to ₹13,51,705.21 crore from ₹10,46,954.52 crore. A major portion of the investment in the domestic market was in government securities.

Your Bank's aggregate liabilities (excluding capital and reserves) rose by 15.09 % to ₹42,80,554.44 crore as on 31<sup>st</sup> March

2021 from ₹37,19,386.49 crore as on 31<sup>st</sup> March 2020. The deposits rose by 13.56% and stood at ₹36,81,277.08 crore as on 31<sup>st</sup> March 2021 against ₹32,41,620.73 crore as on 31<sup>st</sup> March 2020. The borrowings increased by 32.62 % to ₹4,17,297.70 crore as at the end of March 2021 from ₹3,14,655.65 crore as at the end of March 2020.

### Reserves and Surplus

An amount of ₹6,123.14 crore (as against ₹4,346.43 crore in FY2020) was transferred to Statutory Reserves. An amount of ₹1,465.12 crore (as against ₹3,985.84 crore in FY2020) was transferred to Capital Reserves. An amount of ₹1,928.20 crore in FY2021 (as against ₹1,119.88 crore in FY2020) was transferred to Investment Fluctuation Reserve.

### Dividend

Your Bank has declared a dividend of ₹4.00 per share @ 400% for the year ended March 31, 2021.

### Progress of Implementation of IND AS

Steering Committee headed by Managing Director (Stressed Assets, Risk & Compliance) has been monitoring implementation of Ind AS in the Bank. Your Bank is already geared up for implementation of Ind AS. However, implementation of Ind AS in Banks has been deferred by RBI until further notice.

**SBI**

WITH **DIGITAL APNAYEN,**  
BRING YOUR CUSTOMERS  
ON BOARD TO  
DIGITAL BANKING.

Give your customers the power of digital banking by contributing to the GGFs Digital Apnayan initiative by on-boarding 100 new customers to SBI's digital platforms such as YONO SBI, CIB, RINB, UPI, Debit Cards, PoS, BHIM, BHIM Aadhaar, etc.

CAMPAIGN PERIOD  
Aug 15<sup>th</sup> to  
Oct 31<sup>st</sup>, 2020

YONO SBI  
E-BIM  
UPI  
AAPS